



Date: April 13, 2010

Bombay Stock Exchange Limited
PJ Towers, Dalal Street,
Mumbai - 400 001

Re: Raj Oil Mills Limited - Scrip Code - 533093

Subject: Shareholding Pattern under Clause 35 of the Listing Agreement

With reference to the captioned matter, please find enclosed herewith, Shareholding Pattern of the Company for the Quarter ended March 31, 2010

You are requested to take note of the same.


Yours Faithfully,
For Raj Oil Mills Limited,

Alok A. Desai


Company Secretary and Compliance Officer



		Statement Showing Shareholding Pattern						
Name of the Company :		RAJ OIL MILLS LIMITED			NAME OF THE SCRIP : RAJ OIL MILLS LIMITED			
		SCRIP CODE : 533093 CLASS OF SECURITY : EQUITY			QUARTER ENDED : MARCH 31 2010			
Category code	Category of Shareholder	Number of Shareholders	Total number of shares	Number of shares held in dematerialized form	Total shareholding as a percentage of total number of shares		Shares Pledged or Otherwise encumbered	
					As a percentage of(A+B) ¹	As a percentage of (A+B+C)	Number of Shares	As a Percentage
(A)	Shareholding of Promoter and Promoter Group²							
1	Indian							
(a)	Individuals/ Hindu Undivided Family	2	19000100	19000100	52.76	52.76	0	0.00
(b)	Central Government/ State Government(s)	0	0	0	0.00	0.00	0	0.00
(c)	Bodies Corporate	0	0	0	0.00	0.00	0	0.00
(d)	Financial Institutions/ Banks	0	0	0	0.00	0.00	0	0.00
(e)	Any Others(Specify)	0	0	0	0.00	0.00	0	0.00
(e-i)		0	0	0	0.00	0.00	0	0.00
(e-ii)		0	0	0	0.00	0.00	0	0.00
		0	0	0	0.00	0.00	0	0.00
	Sub Total(A)(1)	2	19000100	19000100	52.76	52.76	0	0.00
2	Foreign							
a	Individuals (Non-Residents Individuals/ Foreign Individuals)	0	0	0	0.00	0.00	0	0.00
b	Bodies Corporate	0	0	0	0.00	0.00	0	0.00
c	Institutions	0	0	0	0.00	0.00	0	0.00
d	Any Others(Specify)	0	0	0	0.00	0.00	0	0.00
d-i		0	0	0	0.00	0.00	0	0.00
d-ii		0	0	0	0.00	0.00	0	0.00
	Sub Total(A)(2)	0	0	0	0.00	0.00	0	0.00
	Total Shareholding of Promoter and Promoter Group (A)= (A)(1)+(A)(2)	2	19000100	19000100	52.76	52.76	0	0.00
(B)	Public shareholding							
1	Institutions							



(a)	Mutual Funds/ UTI	1	2638000	2638000	7.33	7.33	0	0.00
(b)	Financial Institutions / Banks	0	0	0	0.00	0.00	0	0.00
(c)	Central Government/ State Government(s)	0	0	0	0.00	0.00	0	0.00
(d)	Venture Capital Funds	0	0	0	0.00	0.00	0	0.00
(e)	Insurance Companies	0	0	0	0.00	0.00	0	0.00
(f)	Foreign Institutional Investors	1	70650	70650	0.20	0.20	0	0.00
(g)	Foreign Venture Capital Investors	0	0	0	0.00	0.00	0	0.00
(h)	Any Other (specify)	0	0	0	0.00	0.00	0	0.00
(h-i)								
(h-ii)								
	Sub-Total (B)(1)	2	2708650	2708650	7.52	7.52	0	0.00
B 2	Non-institutions							
(a)	Bodies Corporate	520	5871017	5871017	16.30	16.30	0	0.00
(b)	Individuals							
I	Individuals -i. Individual shareholders holding nominal share capital up to Rs 1 lakh	12717	3646355	3628352	10.13	10.13	0	0.00
II	ii. Individual shareholders holding nominal share capital in excess of Rs. 1 lakh.	45	4658737	4573737	12.94	12.94	0	0.00
(c)	Any Other (specify)							
(c-i)	Clearing Member	82	48567	48567	0.13	0.13	0	0.00
(c-ii)	NRI (Repat and Noon Repat)	122	76182	76182	0.21	0.21	0	0.00
(c-iii)	Trust	1	500	500	0.00	0.00	0	0.00
	Sub-Total (B)(2)	13487	14301358	14198355	39.71	39.71	0	0.00
(B)	Total Public Shareholding (B)= (B)(1)+(B)(2)	13489	17010008	16907005	47.24	47.24	0	0.00
	TOTAL (A)+(B)	13491	36010108	35907105	100	100	0	0.00
(C)	Shares held by Custodians and against which Depository Receipts have been issued	0	0	0	0.00	0.00	0	0.00
	GRAND TOTAL (A)+(B)+(C)	13491	36010108	35907105	0.00	100	0	0.00




(I)(b) Statement showing Shareholding of persons belonging to the category
“Promoter and Promoter Group”

Sr. No.	Name of the shareholder	Number of shares	Shares as a percentage of total number of shares {i.e., Grand Total (A)+(B)+(C) indicated in Statement at para (I)(a) above}	Shares pledged or otherwise encumbered		
				Number	As a percentage	As a % of grand total
1	SHAUKAT S. THARADRA	18580100	51.60	0	0.00	0.00
2	SHAHIDA SHAUKAT THARADRA	420000	1.17	0	0.00	0.00
		19000100	52.76	0	0.00	0.00




(I)(c) Statement showing Shareholding of persons belonging to the category "Public" and holding more than 1% of the total number of shares			
Sr. No.	Name of the shareholder	Number of shares	Shares as a percentage of total number of shares {i.e., Grand Total (A)+(B)+(C) indicated in Statement at para (I)(a) above}
1	IDFC PREMIER EQUITY FUND	2,638,000	7.33
2	SILVERCROSS MARKETING PVT.LTD.	500,000	1.39
3	BENNETT, COLEMAN AND COMPANY LIMITED	1,500,000	4.17
4	PRABHUDAS LILLADHER ADVISORY SERVICES PE	785,000	2.18
5	ANJANA PROJECTS LTD	500,000	1.39
6	AMAL N PARIKH	400,000	1.11
7	HITESH AJMERA	390,000	1.08
8	HITESH AJMERA	400,000	1.11
TOTAL		7113000	19.75



(I)(d) Statement showing details of locked-in shares

Sr. No.	Name of the shareholder	Number of locked-in shares	Category	Locked-in shares as a percentage of total number of shares {i.e., Grand Total (A)+(B)+(C) indicated in Statement at para (I)(a) above}
1	PRABHUDAS LILLADHER ADVISORY SERVICES PR	300000	Public	0.83
2	PARESH N BHAGAT (HUF)	225000	Public	0.62
3	HASMUKH CHHOTALAL WANI	2000	Public	0.01
4	CHANDRAKANT BHOGILAL SHAH	251000	Public	0.70
5	DINESH SHANTILAL SUKLA	9500	Public	0.03
6	BHARATSIH GANGASIH VAGHELA	80000	Public	0.22
7	KAUSHIK GANGARAM RATHOD	65000	Public	0.18
8	MANISHA KISHOR SHAH	30000	Public	0.08
9	HARESH NARSI SHAH	35000	Public	0.10
10	MOSS TRADERS PRIVATE LTD.	122000	Public	0.34
11	PRABODH ARTHA SANCHAY PVT LTD	40000	Public	0.11
12	VINOD PREM KHETAN	10000	Public	0.03
13	ASHA RAJESH SHAH	10000	Public	0.03
14	KUMUDCHANDRA TRIBHOVANDAS SHAH	5000	Public	0.01
15	VIPUL BHAGWANDAS SHAH	500	Public	0.00
16	MR.BASHIRKHAN RASOOL KHAN CHOUHAN	70000	Public	0.19
17	RAJKUMAR CHANDRABHAN AGARWAL	50000	Public	0.14
18	LEENA J. SONAWALA	4000	Public	0.01
19	AMIT J.SONAWALA	4000	Public	0.01
20	ARPIT DILIP PARIKH	30000	Public	0.08
21	NEELES C.AJMERA	20000	Public	0.06
22	NIRANJANA JANGLA	10000	Public	0.03
23	JYOTI VARDHAN SONTHALIA	200000	Public	0.56
24	JYOTI VARDHAN SONTHALIA	200000	Public	0.56
25	SULOCHANA RASIKLAL SHAH	500	Public	0.00
26	ANJANA PROJECTS LTD	500000	Public	1.39



27	HITESH AJMERA	400000	Public	1.11
28	SANDEEP GURWARA	35000	Public	0.10
29	DEVANG ANIL SHAH	14000	Public	0.04
30	RITIKA KUMAR	300000	Public	0.83
31	RAJESH D CHATURVEDI	300000	Public	0.83
32	DEVESH D CHATURVEDI	300000	Public	0.83
33	SHEFALI A SHAH	45000	Public	0.12
34	SAVITABEN A. PATEL	1500	Public	0.00
35	MINAXI KISHORE MEHTA	100000	Public	0.28
36	SHAUKAT S. THARADRA	18580100	Promoter	51.60
37	SHAHIDA S. THARADRA	420000	Promoter	1.17
38	AZAMKHAN FATEHKHAN LOHANI	330000	Public	0.92
39	ABDULLA KALUKHAN MUSLA	70000	Public	0.19
40	RASHID ISMAIL THARADRA	70000	Public	0.19
41	ISMAIL ABDUL RAHIM SULIA	70000	Public	0.19
42	CHATURVEDI MUKUL	30000	Public	0.08
43	AMAL N PARIKH	400000	Public	1.11
44	SHAH ASHOK NARSI	35000	Public	0.10
45	MARWADI SHARES AND FINANCE LTD	200000	Public	0.56
46	YASHOMATI SURYAKANT SHETH	500	Public	0.00
47	SURYAKANT SHANTILAL SHETH	500	Public	0.00
48	LEKHA INVESTMENT AND FINANCE PVT LTD	20000	Public	0.06
49	J B RATANGHAYRA	10000	Public	0.03
50	B V RATANGHAYRA	5000	Public	0.01
51	BENNETT, COLEMAN AND COMPANY LIMITED	1500000	Public	4.17
52	HITESH AJMERA	390000	Public	1.08
53	VERSHA AJAY DOSHI	10000	Public	0.03
54	SILVERCROSS MARKETING PVT.LTD.	500000	Public	1.39
55	DEEPALI SHAH	50000	Public	0.14
56	NILESH D DOSHI	50000	Public	0.14
TOTAL		26510100		73.62



(II)(a) Statement showing details of Depository Receipts (DRs)

Sr. No.	Type of outstanding DR (ADRs, GDRs, SDRs, etc.)	Number of outstanding DRs	Number of shares underlying outstanding DRs	Shares underlying outstanding DRs as a percentage of total number of shares {i.e., Grand Total (A)+(B)+(C) indicated in Statement at para (I)(a) above}
1				0.00
2				0.00
3				0.00
4				0.00
5		Nil		0.00
6				0.00
7				0.00
8				0.00
9				0.00
TOTAL		0	0	0.00



Sr.No Notes

1

2

3

4

5

6

7

8

9

NIL

